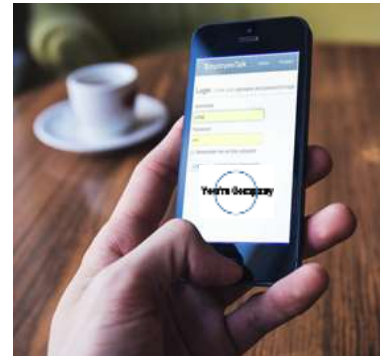


Online Communication Platform

An OCP conforms to measure critical business initiatives for a complete **PEOPLE ENGAGEMENT SOLUTION**

Improve experience by questioning frontline employee or customer experts for critical feedback and measures, which are noted on online for follow up and then delegated into face to face people actions.

“Finally there is a technology that doesn’t just collect data, but actually provides an avenue where leaders are able to immediately follow up and answer absolute anonymous or targeted contributions to the questions they needed answered.”



Unlimited Tool access that conforms to a...

Survey system - 360° Feedback tool- Employee Dashboard - Policy and Procedure Release use - Performance Management use - Online Undercover Boss - Scorecard - Checklist - Recognition Program - Online Targeted Suggestion box - Online SWOT - Online Committee

Popular Assessments...

Employee Engagement - Turnover - Culture - Risk - Development - Time - Quality - Satisfaction - Communication - Motivation - Behavior

Access Breakdown

Launch ready 21 Initiatives; this is our 'Organization Scorecard'. Select from over 400 questions under critical initiatives and turn on, off, and edit the questions to conform to your business needs.

- | | | |
|------------------------|-------------------------|--|
| 1. Personnel Training | 9. Personnel Selection | 17. Environment |
| 2. Employee Turnover | 10. Task Analysis | 18. Work Motivation |
| 3. Employee Stress | 11. Job Enrichment | 19. Decision Making |
| 4. Productivity | 12. Work Evaluation | 20. Labor Relations |
| 5. Interviewing | 13. Work Behavior | 21. Equipment, Machine and Software Design |
| 6. Minority and Ethics | 14. Organization | |
| 7. Promotion | 15. Management Style | |
| 8. Satisfaction | 16. Schedule & Presence | |

The unlimited access allows leaders to specifically engage:

- **Increased information** - Communication Integrations
- **Improved Growth** - Development and Training Integrations
- **Enhanced Quality** - Process and Procedure Integrations
- **Improved Accountability** - People Commitment Integrations
- **Increased Access** - Healthcare Communication Integrations

Communication Integrations




Survey Tool

Pulse Surveys (Most Popular)

- | |
|---|
| <input type="checkbox"/> Employee Engagement |
| <input type="checkbox"/> EE Millennial Survey |
| <input type="checkbox"/> Exit Interview |
| <input type="checkbox"/> Culture 360° |
| <input type="checkbox"/> Town Hall Follow-up |

- | |
|---|
| <input type="checkbox"/> Me Too, Safety or Liability Risk |
|---|

Modules

- | |
|---|
| <input type="checkbox"/> Social Media Integration    |
| <input type="checkbox"/> Targeted Online Suggestion Box |
| <input type="checkbox"/> Online Committee Build |
| <input type="checkbox"/> Online SWOT Analysis |

Assessments (Most Popular)

- | |
|--|
| <input type="checkbox"/> Benefits Assessment |
| <input type="checkbox"/> Human Resource Effectiveness |
| <input type="checkbox"/> Retention – Proactive Turnover Review |

Development and Training

- | |
|---|
| <input type="checkbox"/> Employee Dashboard login for Reports |
| <input type="checkbox"/> Learning Management Tracking System |

Modules

- | |
|---|
| <input type="checkbox"/> 360° Feedback Review |
| <input type="checkbox"/> 360° “Leadership” 360° Setup & build |
| <input type="checkbox"/> “ 360° Character” 360° Setup & build |
| <input type="checkbox"/> 360° “Motivation” 360° Setup & build |
| <input type="checkbox"/> 360° Reporting & Profile Gap Analysis |
| <input type="checkbox"/> Yearly Performance Review & Sign Off |

Assessments (Most Popular)

- | |
|---|
| <input type="checkbox"/> Training Effectiveness & Review |
| <input type="checkbox"/> Decision Making Assessment |
| <input type="checkbox"/> Self-Assessment Performance Review |
| <input type="checkbox"/> Behavior – Management Development |
| <input type="checkbox"/> ECHO Leader Assessment |

Process and Procedure

- | |
|--|
| <input type="checkbox"/> Policy Sign off with Knowledge Check |
| <input type="checkbox"/> Procedure Sign off with knowledge Check |

Modules

- | |
|--|
| <input type="checkbox"/> Checklist - for verification |
| <input type="checkbox"/> Scorecard – for quality |
| <input type="checkbox"/> Time assessment in increments |
| <input type="checkbox"/> Breakout Puzzle Room online |

People Commitment

<input type="checkbox"/> Online Committee Build
<input type="checkbox"/> Virtual Coaching
<input type="checkbox"/> Self Recognition Tracking & Follow-up
<input type="checkbox"/> Peer Recognition Tracking & Follow-up

Modules (Most Popular)

<input type="checkbox"/> Targeted Online Suggestion Box
<input type="checkbox"/> Online Pre-Meeting Communication
<input type="checkbox"/> Employee of the Month
<input type="checkbox"/> Undercover Boss Questions & Report
<input type="checkbox"/> Recognition Program Setup

Healthcare Specific

Nurse Communication and Quality

<input type="checkbox"/> Employee Dashboard login for Report
--

Surveys (Most Popular)

<input type="checkbox"/> Improving care delivery & promoting innovation
<input type="checkbox"/> Nurse Team questions targeted in supporting leadership
<input type="checkbox"/> (New Product Name) evaluation
<input type="checkbox"/> New initiatives – new care processes, new product evaluations, new electronic documentation systems
<input type="checkbox"/> Nurse Team questions targeted in supporting leadership
<input type="checkbox"/> New graduate nurse residency program - new graduate RN level of confidence and competence
<input type="checkbox"/> Nurse Team questions targeted in supporting leadership
<input type="checkbox"/> Level of commitment or likeliness to leave
<input type="checkbox"/> Nurse Team questions targeted in supporting leadership
<input type="checkbox"/> Concerns that nurses have about patient safety
<input type="checkbox"/> Nurse Team questions targeted in supporting leadership
<input type="checkbox"/> Education needs & areas for professional development
<input type="checkbox"/> Nurse Team questions targeted in supporting leadership
<input type="checkbox"/> Evaluation of educational programs provided
<input type="checkbox"/> Nurse Team questions targeted in supporting leadership

Assessments (Most Popular)

<input type="checkbox"/> Magnet status Pre*assessment
<input type="checkbox"/> HCAHPS Proactive assessment for Nurses
<input type="checkbox"/> PQRS Proactive Quality assessments for Nurses
<input type="checkbox"/> 8 Dimensions of Patient Centered Care assessment
<input type="checkbox"/> Patient Communication Online measures